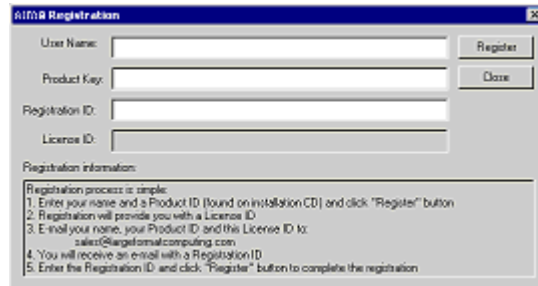


## Section III: Software Registration

You may use the software for 45 days before you need to register it. At the end of 45 days, the software will not launch but only display the registration form.

### Step 1: User Name & Product Code

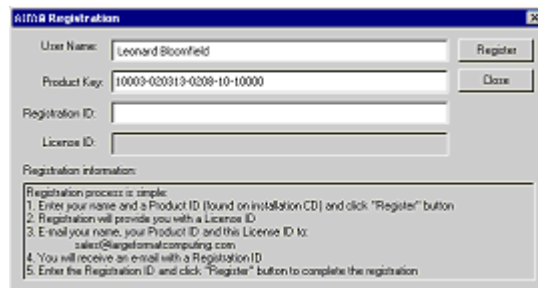
To register the software, first click on the Aim8 desktop icon. This brings up the Aim8 Registration Form.



The screenshot shows the 'Aim8 Registration' dialog box. It contains four input fields: 'User Name', 'Product Key', 'Registration ID', and 'Licence ID'. To the right of the 'User Name' and 'Product Key' fields are buttons labeled 'Register' and 'Close' respectively. Below the input fields is a section titled 'Registration information' containing a list of five numbered steps: 1. Enter your name and a Product ID (found on installation CD) and click "Register" button; 2. Registration will provide you with a Licence ID; 3. E-mail your name, your Product ID and the Licence ID to: sales@languagecomputing.com; 4. You will receive an email with a Registration ID; 5. Enter the Registration ID and click "Register" button to complete the registration.

Do the following:

- Type your name in the "User Name" field.
- Type the Product Code number shown on the back of the Aim8 CD case in the "Product Code" field.

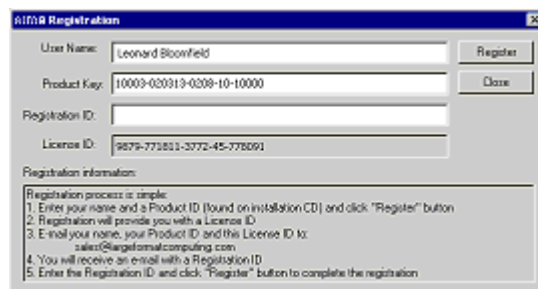


The screenshot shows the 'Aim8 Registration' dialog box with the 'User Name' field filled with 'Leonard Bloomfield' and the 'Product Key' field filled with '10003-020913-0208-10-10000'. The 'Registration ID' and 'Licence ID' fields remain empty. The 'Register' and 'Close' buttons are still present. The 'Registration information' section is identical to the previous screenshot.

- Click on the "Register" command.

### Step 2: Licence ID

This brings up the Aim8 Registration Form with a License ID number assigned in the "Licence ID" field. Copy this information and Click on the "Close" command to close the Aim8 Registration Form.



The screenshot shows the 'Aim8 Registration' dialog box with the 'Licence ID' field filled with '9879-771811-3772-45-778691'. The 'User Name' and 'Product Key' fields remain filled with 'Leonard Bloomfield' and '10003-020913-0208-10-10000' respectively. The 'Register' and 'Close' buttons are still present. The 'Registration information' section is identical to the previous screenshots.

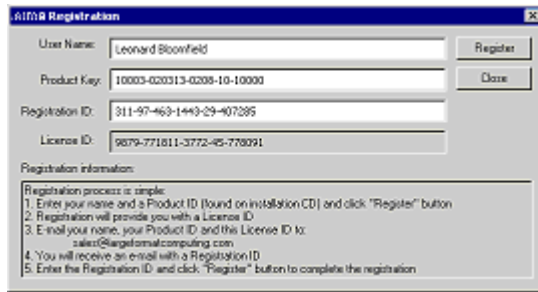
As mentioned in the instructions in the form itself, please send an email with this information (User Name, Product Key number and License ID number) to:

[sales@language-keyboard.com](mailto:sales@language-keyboard.com)

### Step 3: Registration ID

Within 24 hours, you will receive a return email with the Registration ID number for your product. Then follow these procedures:

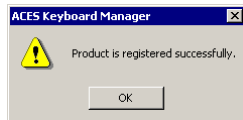
- Double-click again on the Aim8 desktop icon to bring up the Aim8 Registration Form.
- Type the Registration ID number in the "Registration ID" field.



- Click on the “Register” command.

#### Step 4: Registration Completed

This brings up a message confirming that registration is complete.



If you typed incorrect information into the fields or have some other problem, a message will inform you that the registration is not valid.

Try re-entering all the information into the form. If this does not work, please contact us:

Large Format Computing, Inc.  
131 Monticello Street,  
San Francisco, CA 904132  
Phone: (415) 239-8668 Fax: (415) 239-5783  
Email: sales@language-keyboard.com